

**Contact Details:**  
Toll Free Number: 8008182277

**Service Charges:**

- a) Collection and Transportation: Rs 190 /- to Rs 356/- Per MT (Depending upon the distance and the ward)
- b) Processing and Disposal : Rs 306/- Per MT

\*\* Applicable Taxes : 18% GST on Private / Individual/ Private waste generator.

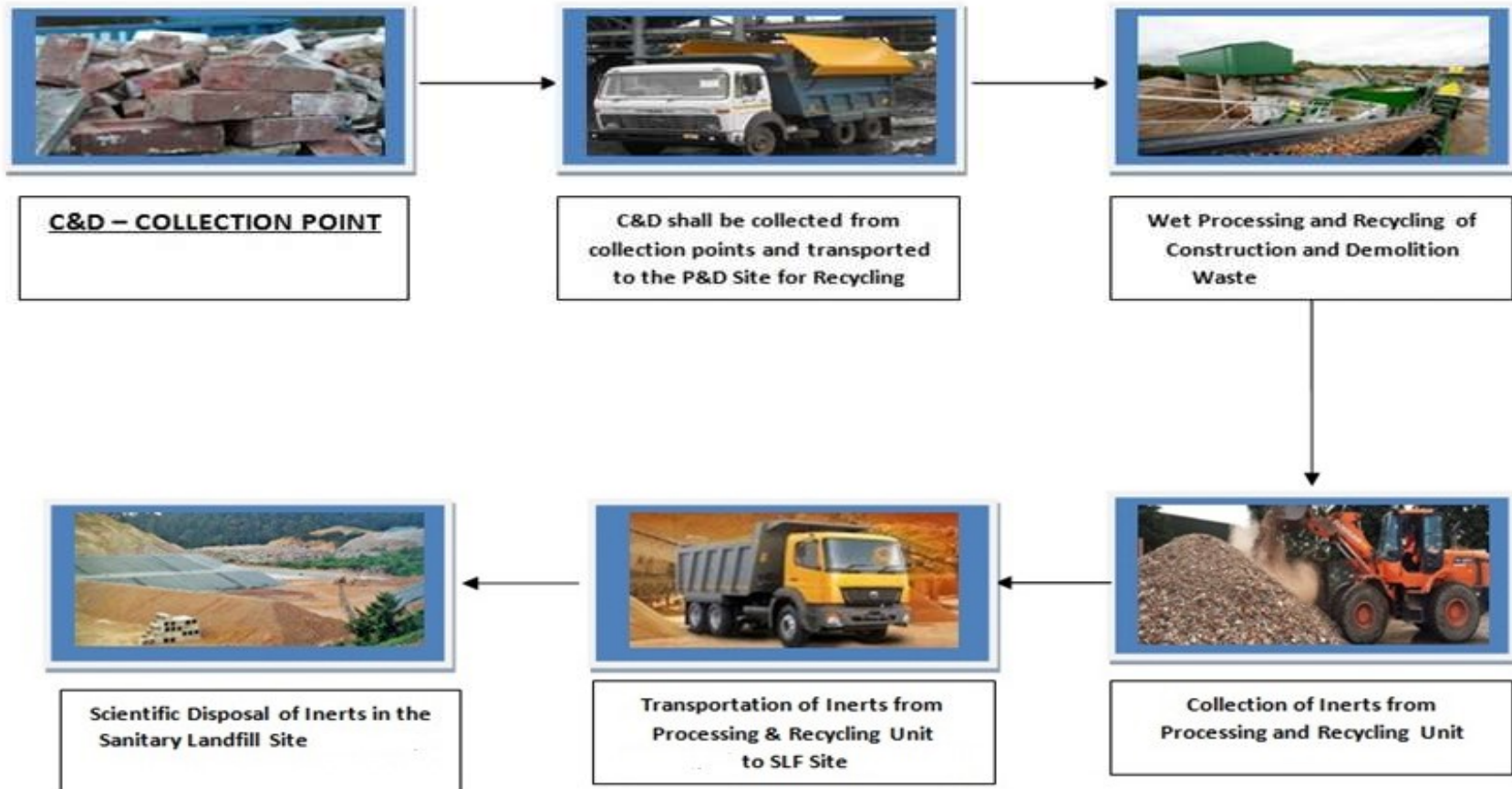


# **80 TPD – CONSTRUCTION AND DEMOLITION WASTE AT VISHAKHAPATNAM**

**Pro Enviro C&D Waste Management Pvt Ltd  
Vijayawada**

# PROPOSED APPROACH AND METHODOLOGY

- COLLECTION AND TRANSPORTATION :



# PROPOSED APPROACH AND METHODOLOGY

- **PROCESSING AND RECYCLING :**

The proposed plant will have a specialized Segregation System, Debris Handling System, Multiple Screening System followed by Material Washing, Sand Washing and Water Management System.



# PROPOSED APPROACH AND METHODOLOGY

## ● PROCESSING AND RECYCLING :



### HOPPER & FEEDER

- Feeding of Material into the hopper, with an initial Screen of 200 mm.




### SEGREGATION

- Separation of Concrete and Bricks.
- Separation of Concrete Blocks over 200 MM in size and stacking them separately.



### CRUSHING / SIZE REDUCTION

A crusher will reduce the size of the concrete blocks to the desired size depending upon the end use.



### FEED CONVEYOR

Feed Conveyor will be used to feed the crushed material to prorate / water rinsing unit.



### SCREENING

Crushed Material will be sent to the Log Washer to separate light contaminants (Wood & Plastics) and to improve quality and to retrieve fine particles

# PROPOSED APPROACH AND METHODOLOGY

## ● PROCESSING AND RECYCLING :



### WASHING UNIT

- Washing unit will consists of Rinsing & Resizing Screens which are used to size aggregates.
- Dry Aggregated will be removed and stockpiled in separate bays.



### FINES RECOVERY

- Washed Sand of -3 mm to +75 Microns will be recovered which is free from any slit.



### WATER TREATMENT


75 Micron material is treated through water specifically chosen flocculent is added to it for formation of condensed sludge.



### FILTER PRESS

Filter Press Section will remove the water from sludge and take 80% of dry solids and drop the solids into a final bay (which can be used for brick making)

SCHEDULE III : COLLECTION & TRANSPORTATION FEES													
GREATER VISAKHAPATNAM MUNICIPAL CORPORATION													
STATEMENT SHOWING THE LOADING, UN-LOADING AND TRANSPORTAION(17-18) OF C&D WASTE FROM WARDS TO PROPOSED SITE													
(KAPULUPPADA DUMPING YARD)													
S.No	Zone	Ward No.	Total Lead in Km	Loading By Mechanical (Rate/Cum)	Un loading (Rate/cum)	Deduct 13.615% on loading	Balance loading charges	40% of MA on loading	Conveyance (Rate/cum)	Total Cost	Add 13.615% contractors profit	Total Cost per cubic meter	Rate Per Ton (Column 13/2)
1	2	3	4	5	6	7	8	9	10	11	12	13	14
1	I	1	12.00	93.60	0	0.00	93.50	0.00	158.80	252.40	0.00	252.40	126.20
2	I	2	14.00	93.60	0	0.00	93.50	0.00	182.00	275.60	0.00	275.60	137.80
3	I	3	15.00	93.60	0	0.00	93.50	0.00	193.60	287.20	0.00	287.20	143.60
4	I	4	27.00	93.60	0	0.00	93.50	0.00	332.80	426.40	0.00	426.40	213.20
5	I	5	27.00	93.60	0	0.00	93.50	0.00	332.80	426.40	0.00	426.40	213.20
6	I	6	29.00	93.60	0	0.00	93.50	0.00	356.00	449.60	0.00	449.60	224.80
7	II	7	19.00	93.60	0	0.00	93.50	0.00	240.00	333.60	0.00	333.60	166.80
8	II	8	18.00	93.60	0	0.00	93.50	0.00	228.40	322.00	0.00	322.00	161.00
9	II	9	18.00	93.60	0	0.00	93.50	0.00	228.40	322.00	0.00	322.00	161.00
10	II	10	19.00	93.60	0	0.00	93.50	0.00	240.00	333.60	0.00	333.60	166.80
11	II	11	19.00	93.60	0	0.00	93.50	0.00	240.00	333.60	0.00	333.60	166.80
12	II	12	20.00	93.60	0	0.00	93.50	0.00	251.60	345.20	0.00	345.20	172.60
13	II	13	22.00	93.60	0	0.00	93.50	0.00	274.80	368.40	0.00	368.40	184.20
14	II	14	20.00	93.60	0	0.00	93.50	0.00	251.60	345.20	0.00	345.20	172.60
15	II	15	21.00	93.60	0	0.00	93.50	0.00	263.20	356.80	0.00	356.80	178.40
16	II	16	20.00	93.60	0	0.00	93.50	0.00	251.60	345.20	0.00	345.20	172.60
17	II	17	21.00	93.60	0	0.00	93.50	0.00	263.20	356.80	0.00	356.80	178.40
18	II	18	22.00	93.60	0	0.00	93.50	0.00	274.80	368.40	0.00	368.40	184.20
19	III	19	21.00	93.60	0	0.00	93.50	0.00	263.20	356.80	0.00	356.80	178.40
20	III	20	23.00	93.60	0	0.00	93.50	0.00	286.40	380.00	0.00	380.00	190.00
21	III	21	23.00	93.60	0	0.00	93.50	0.00	286.40	380.00	0.00	380.00	190.00
22	III	22	24.00	93.60	0	0.00	93.50	0.00	298.00	391.60	0.00	391.60	195.80



COMMISSIONER

CONCESSIONAIRE

SCHEDULE III : COLLECTION & TRANSPORTATION FEES													
GREATER VISAKHAPATNAM MUNICIPAL CORPORATION													
STATEMENT SHOWING THE LOADING, UN-LOADING AND TRANSPORTAION(17-18) OF C&D WASTE FROM WARDS TO PROPOSED SITE													
(KAPULUPPADA DUMPING YARD)													
S.No	Zone	Ward No.	Total Lead in Km	Loading By Mechanical (Rate/Cum)	Un loading (Rate/ cum)	Deduct 13.615% on loading	Balance loading charges	40% of MA on loading	Conveyance (Rate/cum)	Total Cost	Add 13.615% contractors profit	Total Cost per cubic meter	Rate Per Ton (Column 13/2)
23	III	23	24.00	93.60	0	0.00	93.60	0.00	298.00	391.60	0.00	391.60	195.80
24	III	24	26.00	93.60	0	0.00	93.60	0.00	321.20	414.80	0.00	414.80	207.40
25	III	25	26.00	93.60	0	0.00	93.60	0.00	321.20	414.80	0.00	414.80	207.40
26	III	26	24.00	93.60	0	0.00	93.60	0.00	298.00	391.60	0.00	391.60	195.80
27	III	27	22.00	93.60	0	0.00	93.60	0.00	274.80	368.40	0.00	368.40	184.20
28	III	28	23.00	93.60	0	0.00	93.60	0.00	286.40	380.00	0.00	380.00	190.00
29	III	29	23.00	93.60	0	0.00	93.60	0.00	286.40	380.00	0.00	380.00	190.00
30	III	30	22.00	93.60	0	0.00	93.60	0.00	274.80	368.40	0.00	368.40	184.20
31	IV	31	27.00	93.60	0	0.00	93.60	0.00	332.80	426.40	0.00	426.40	213.20
32	IV	32	26.00	93.60	0	0.00	93.60	0.00	321.20	414.80	0.00	414.80	207.40
33	IV	33	27.00	93.60	0	0.00	93.60	0.00	332.80	426.40	0.00	426.40	213.20
34	IV	34	27.00	93.60	0	0.00	93.60	0.00	332.80	426.40	0.00	426.40	213.20
35	IV	35	28.00	93.60	0	0.00	93.60	0.00	344.40	438.00	0.00	438.00	219.00
36	IV	36	27.00	93.60	0	0.00	93.60	0.00	332.80	426.40	0.00	426.40	213.20
37	IV	37	28.00	93.60	0	0.00	93.60	0.00	344.40	438.00	0.00	438.00	219.00
38	IV	38	27.00	93.60	0	0.00	93.60	0.00	332.80	426.40	0.00	426.40	213.20
39	IV	39	26.00	93.60	0	0.00	93.60	0.00	321.20	414.80	0.00	414.80	207.40
40	IV	40	26.00	93.60	0	0.00	93.60	0.00	321.20	414.80	0.00	414.80	207.40
41	IV	41	26.00	93.60	0	0.00	93.60	0.00	321.20	414.80	0.00	414.80	207.40
42	IV	42	25.00	93.60	0	0.00	93.60	0.00	309.60	403.20	0.00	403.20	201.60
43	IV	43	29.00	93.60	0	0.00	93.60	0.00	356.00	449.60	0.00	449.60	224.80
44	IV	44	30.00	93.60	0	0.00	93.60	0.00	367.60	461.20	0.00	461.20	230.60
45	IV	45	39.00	93.60	0	0.00	93.60	0.00	454.90	548.50	0.00	548.50	274.25



*[Signature]*

COMMISSIONER

CONFESSIONNAIRE

### SCHEDULE III : COLLECTION & TRANSPORTATION FEES

GREATER VISAKHAPATNAM MUNICIPAL CORPORATION

**STATEMENT SHOWING THE LOADING, UN-LOADING AND TRANSPORTATION(17-18) OF C&D WASTE FROM WARDS TO PROPOSED SITE  
(KAPULUPPADA DUMPING YARD)**

S.No	Zone	Ward No.	Total Lead in Km	Loading By Mechanical (Rate/Cum)	Un loading (Rate/cum)	Deduct 13.615% on loading	Balance loading charges	40% of MA on loading	Conveyance (Rate/cum)	Total Cost	Add 13.615% contractors profit	Total Cost per cubic meter	Rate Per Ton (Column 13/2)
46	IV	46	35.00	93.60	0	0.00	93.60	0.00	416.10	509.70	0.00	509.70	254.85
47	IV	47	36.00	93.60	0	0.00	93.60	0.00	425.80	519.40	0.00	519.40	259.70
48	IV	48	37.00	93.60	0	0.00	93.60	0.00	435.50	529.10	0.00	529.10	264.55
49	IV	49	38.00	93.60	0	0.00	93.60	0.00	445.20	538.80	0.00	538.80	269.40
50	V	50	40.00	93.60	0	0.00	93.60	0.00	464.60	558.20	0.00	558.20	279.10
51	V	51	41.00	93.60	0	0.00	93.60	0.00	474.30	567.90	0.00	567.90	283.95
52	V	52	44.00	93.60	0	0.00	93.60	0.00	503.40	597.00	0.00	597.00	298.50
53	V	53	40.00	93.60	0	0.00	93.60	0.00	464.60	558.20	0.00	558.20	279.10
54	V	54	0.00	0.00	0	0.00	0.00	0.00	0.00	0.00	0.00	0.00	0.00
55	V	55	56.00	93.60	0	0.00	93.60	0.00	619.80	713.40	0.00	713.40	356.70
56	V	56	52.00	93.60	0	0.00	93.60	0.00	581.00	674.60	0.00	674.60	337.30
57	V	57	53.00	93.60	0	0.00	93.60	0.00	590.70	684.30	0.00	684.30	342.15
58	V	58	42.00	93.60	0	0.00	93.60	0.00	484.00	577.60	0.00	577.60	288.80
59	V	59	38.00	93.60	0	0.00	93.60	0.00	445.20	538.80	0.00	538.80	269.40
60	V	60	38.00	93.60	0	0.00	93.60	0.00	445.20	538.80	0.00	538.80	269.40
61	V	61	42.00	93.60	0	0.00	93.60	0.00	484.00	577.60	0.00	577.60	288.80
62	V	62	41.00	93.60	0	0.00	93.60	0.00	474.30	567.90	0.00	567.90	283.95
63	V	63	40.00	93.60	0	0.00	93.60	0.00	464.60	558.20	0.00	558.20	279.10
64	V	64	38.00	93.60	0	0.00	93.60	0.00	445.20	538.80	0.00	538.80	269.40
65	V	65	35.00	93.60	0	0.00	93.60	0.00	416.10	509.70	0.00	509.70	254.85
66	VI	66	38.00	93.60	0	0.00	93.60	0.00	445.20	538.80	0.00	538.80	269.40
67	VI	67	32.00	93.60	0	0.00	93.60	0.00	387.00	480.60	0.00	480.60	240.30
68	VI	68	32.00	93.60	0	0.00	93.60	0.00	387.00	480.60	0.00	480.60	240.30

COMMISSIONER



SCHEDULE III : COLLECTION & TRANSPORTATION FEES													
GREATER VISAKHAPATNAM MUNICIPAL CORPORATION													
STATEMENT SHOWING THE LOADING, UN-LOADING AND TRANSPORTAION(17-18) OF C&D WASTE FROM WARDS TO PROPOSED SITE (KAPULUPPADA DUMPING YARD)													
S.No	Zone	Ward No.	Total Lead in Km	Loading By Mechanical (Rate/Cum)	Un loading (Rate/cum)	Deduct 13.615% on loading	Balance loading charges	40% of MA on loading	Conveyance (Rate/cum)	Total Cost	Add 13.615% contractors profit	Total Cost per cubic meter	Rate Per Ton (Colum 13/2)
69	VI	69	35.00	93.60	0	0.00	93.50	0.00	416.10	509.70	0.00	509.70	254.85
70	VI	70	40.00	93.60	0	0.00	93.50	0.00	464.60	558.20	0.00	558.20	279.10
71	VI	71	37.00	93.60	0	0.00	93.50	0.00	435.50	529.10	0.00	529.10	264.55
72	VI	72	26.00	93.60	0	0.00	93.50	0.00	321.20	414.80	0.00	414.80	207.40
73	BML	Bheemili	18.00	93.60	0	0.00	93.50	0.00	228.40	322.00	0.00	322.00	161.00
74	AKP	Anakapalli	56.00	93.60	0	0.00	93.50	0.00	619.80	713.40	0.00	713.40	356.70



COMMISSIONER

CONCESSIONAIRE